


Rev. date	TECHNICAL SPECIFICATION		
FEB. 2015	ITEM : LIFEBOAT	MODEL : HLB102T	

INDEX

1. Rules and Regulations
2. Certification
3. Dimensions-Overall
4. Engine
5. Electric system
6. Release Mechanism
7. Materials
8. Drawing


1. Rules and Regulations

This totally enclosed lifeboat has been designed and approved in accordance with ;

- a. SOLAS 1974 with protocol 1978 and amendments up to 2014
- b. Resolution MSC.81(70) with amendments up to 2010
- c. LSA Code adopted by Resolution MSC.48(66) with amendmensts up to 2010
- d. LSA Code adopted by Resolution MSC.272(85), MSC.89(MSC.1/Circ.1392)**

2. Certification

This lifeboat has been tested in accordance with IMO Resolution MSC.81(70), Part 1 and MSC/Circ.980 and approved by notified body. The boat is provided with EC TYPE EXAMINATION (MODULE B) CERTIFICATE and EC (MODULE D) CERTIFICATE OF CONFORMITY.

Rev. date	TECHNICAL SPECIFICATION		
FEB. 2015	ITEM : LIFEBOAT	MODEL : HLB102T	

3. Dimensions-Overall


- a. Max. capacity ----- 100 persons
- b. Min. speed ----- 6 knots
- c. Outside color ----- Orange
- d. Dimension
 - Length ----- 10.212 m
 - Breadth ----- 3.26 m
 - Depth ----- 1.355 m
- e. Weight
 - Light load with fuel and equipment ----- 5,865 Kg
 - Total Davit load(100 persons) ----- 14,115 Kg
- f. Hook distance ----- 9,773 mm

4. Engine

- a. Model ----- HB36D1
- b. Power / Output (kW(HP)/rpm) ----- 26.9(36) / 2800
- c. Type ----- Vertical, water-cooled 4 cycle diesel engine
- d. Working principle ----- 4 stroke
- e. Number of cylinder ----- 3
- f. Bore and stroke (Ø x mm) ----- 87 x 92.4
- g. Combustion chamber ----- Spherical type
- h. Compression ratio ----- 22:1

5. Electric system

Two batteries are provided for engine starting, searchlight, and interior light and so on. Two battery chargers for each battery are also provided for recharging lifeboat batteries from the ship's power supply at a supply voltage 24V which can be disconnected at the lifeboat embarkation station. (In case the electric jacket heater is used for engine, the supply voltage from the ship's power is 42V.)

Rev. date	TECHNICAL SPECIFICATION		
FEB. 2015	ITEM : LIFEBOAT	MODEL : HLB102T	

6. Release Mechanism


TALON 9.0 - This release gear system consists of fore and aft hooks, a release handle near the steering console, a hydrostatic unit and the associated cables.

The releasing operation of the hooks is conducted at the release handle near the steering console through the control cables terminating at the fore and aft hooks. The interlock system including the hydrostatic interlock unit is provided to prevent the release of the hooks when the boat is not waterborne.

The system also has an on-load release function which makes it possible to over-ride the interlock by the hydrostatic unit. Incorrect on-load release operation may cause fatalities and due precautions should be taken for this operation. The LSA code as amended by MSC.320(89) and MSC.81(70) as amended by MSC.321(89) is applied to the TALON 9.0.

7. MATERIALS

- a. Hull and Deck ----- FRP(Fiber glass reinforced plastic)
- b. Buoyancy material ----- Polyurethane foam
- c. Fittings
 - Hatch hinge ----- Aluminium Alloy
 - Hatch handle ----- SUS304
 - Window ----- POLYCARBONATE
 - Side handrail ----- SUS304
 - Water spray pipe ----- Not Supply
 - Nozzle and sprinkler ----- Not Supply
 - Rudder ----- SUS316
 - Shore piece for rudder ----- SUS316
 - Propeller ----- Aluminium Alloy
 - Lifeline ----- SUS304
 - Lashing guider ----- SUS316
 - Bollard ----- SUS316
 - Painter release unit ----- SUS304
 - Drain plug ----- Brass & Rubber
 - Bolts & nuts ----- SUS316

Rev. date	TECHNICAL SPECIFICATION		 HYUNDAI LIFEBOATS
FEB. 2015	ITEM : LIFEBOAT	MODEL : HLB102T	

8. DRAWINGS

